

- Restaurants
- Coffee Shops
- Cafeterias
- Office Spaces
- Event Centers
- Hotels



stratis
SURFACE

Custom Tables For Your Project



StratisIndustries.com
CustCare@StratisIndustries.com

321 East 1st Street, Centuria, WI 54824
P: 800.969.9708 | P: 715.598.9020 F: 715.598.9022

Thermolaminate (3DL)

with Seamless Edge

Top: 47 Stock Finish Options

- Attractive and clean, modern look
- No warping, cracking or splitting
- High stain resistance, low maintenance & exceptionally easy cleaning


Edge: Sleek and seamless edge gives the impression of real wood

- Seamless edge prevents the migration of contaminants

- Edge profile options are available

Corners: 2" radius standard on square and rectangle tables

Core: 1 1/8" Superior grade MDF core with high impact resistance with black or white backer



Ultra Edge

Thermolaminate (3DL)

Top: Includes all the features listed above

Edge: Extremely durable, reinforced edge

- Typical edge thickness is .052"
- Thickness may vary depending on surface and vinyl used
- Typical edge profile is 1/8"

Corners: 2" radius standard on square and rectangle tables



High Pressure Laminate (HPL)

with Thick PVC Edgeband

Top: Standard Wilsonart® & Formica® finish options


- Multi-layered and dense HPL sheet is thicker and dramatically more durable than competitive laminates
- Beautiful, long lasting colors and surfaces
- High heat and impact (no chipping) resistance, low maintenance & exceptionally easy cleaning

Edge: Extra thick & heavy duty PVC edge

- Our standard edge selection is black, brown, white and almond
- Color-through matching edge is available for most patterns (ask for quote)
- More durable than t-edge or rigid self edge

Corners: 2" radius standard on square and rectangle tables

Core: 1 1/8" Particle board with brown backer



Multiplex Edge


High Pressure laminate (HPL)

Top: Includes all the top features listed above

Edge: Multi-layered, wood look, 2mm acrylic edge

- Because Multiplex is acrylic, fine sandpaper can be used to remove light scratches

Corners: Square corners are standard on square and rectangle tables (2" radius are also available)



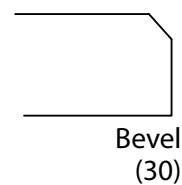
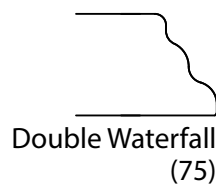
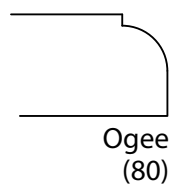
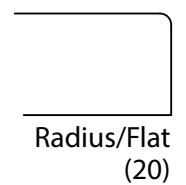
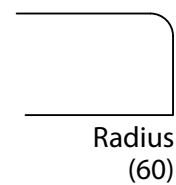
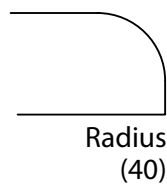
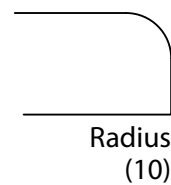
SIZES

WIDTH	LENGTH
23.5	23.5
30	30
35.75	35.75
42	42
48	48
23.5	30
23.5	36
23.5	42
23.5	48
23.5	60
23.5	70
23.5	84
23.5	96
30	36
30	48
30	60
30	72
30	84
30	96
48	60
48	72
48	84
48	96



With our expertise in the manufacturing of custom table tops, we can help design and build made-to-measure table tops for your/your client's office, lobby, restaurant, coffee shop or cafeteria project. Ask us about custom sizes, custom shapes or custom profiles for your table ideas.

Edge Profiles



Tables over 72" long are crated and require an additional fee.



Base Options

Refer to the chart below to choose a recommended base for your table top.
Some tables will need 2 bases.



Table Top Size	Black X Cast Iron	Black X 22x30 Cast Iron	Black End Cast Iron	Black Round Cast Iron	Round Stainless Steel
23.5" Round	B12			B41	B51
23.5" x 23.5" Square	B12			B41	B51
23.5" x 30"	B12			B41	B51
23.5" x 36"		B22	B32 x 2	B42	B52
23.5" x 42"		B22	B32 x 2	B42	B52
23.5" x 48"		B22	B32 x 2	B41 X 2	B51 X 2
23.5" x 60"			B32 x 2	B41 X 2	B51 X 2
23.5" x 72"			B32 x 2	B41 X 2	B51 X 2
23.5" x 84"	B12 x 2			B41 X 2	B51 X 2
23.5" x 96"	B12 x 2			B41 X 2	B51 X 2
30" Round	B12			B41	B51
30" x 30" Square	B12			B41	B51
30" x 36"		B22	B32 x 2	B42	B52
30" x 48"			B32 X 2	B41 X 2	B51 X 2
30" x 60"			B32 X 2	B41 X 2	B51 X 2
30" x 72"			B32 X 2	B41 X 2	B51 X 2
30" x 84"	B12 x 2			B42 X 2	B52 X 2
30" x 96"	B12 x 2			B42 X 2	B52 X 2
35.75" Round	B16			B42	B52
35.75 x 35.75 Square	B16			B42	B53
42" Round	B17			B44	B54
42" x 42" Square	B18			B44	B54
48" Round	B18			B44	B54
48" x 48" Square	B18			B44	B55
48" x 60"		B25 x 2		B44 X 2	B54 X 2
48" x 72"		B25 x 2		B44 X 2	B54 X 2
48" x 84"	B18 x 2			B45 X 2	B55 X 2
48" x 96	B18 x 2			B45 X 2	B55 X 2

Part #	Size
B12	22" Base, 13" Top Plate
B16	30" Base, 13" Top Plate
B17	30" Base, 17" Top Plate
B18	36" base, 24" Top Plate
B22	22" x 30" Base, 13" Top Plate
B25	22" x 30" Base, 24" Top Plate
B32	5" x 20" Base, 13" Top Plate
B41	18" Base, 13" Top Plate
B42	22" Base, 13" Top Plate
B44	28" Base, 17" Top Plate
B45	28" Base, 24" Top Plate
B51	18" Base, 13" Top Plate
B52	22" Base, 13" Top Plate
B53	22" Base, 17" Top Plate
B54	28" Base, 17" Top Plate
B55	28" Base, 24" Top Plate



stratis
SURFACE

321 East 1st Street
Centuria, WI 54824
P: 800.969.9708
P: 715.598.9020
F: 715.598.9022

StratisIndustries.com
CustCare@StratisIndustries.com